

Which countries spend the most on food? This map will show you



The more developed a country is, the smaller the percentage of household income it spends on food.

Image: REUTERS/Franciszek Mazur/Agencja Gazeta

07 Dec 2016

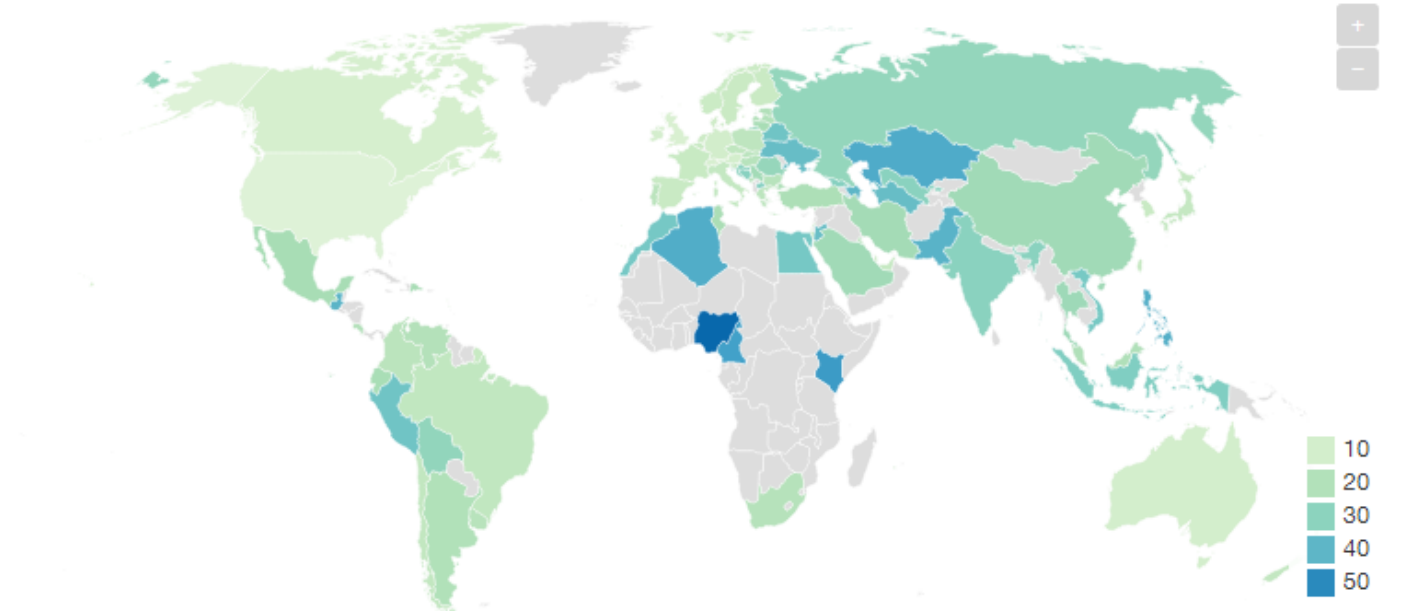
Alex Gray

Formative Content

Americans spend just 6.4% of their household income on food. That's according to the latest figures compiled by the US Department of Agriculture (USDA). Generally speaking, the more developed a country is, the smaller the percentage of household income it spends on food, as this map shows.

Percentage of consumer expenditure spent on food that was consumed at home

by selected countries, 2015



Source: ERS and Euromonitor International [Get the data](#)

Created with [Datawrapper](#)

Image: World Economic Forum


Countries that spend the least

There are only eight countries in the world that spend less than 10% of their household income on food. Four of these are in Europe: the UK is third at 8.2%, followed by Switzerland at 8.7%; Ireland spends 9.6% and Austria 9.9%.

The remaining four countries are spread across the globe. The US spends the least at 6.4%, Singapore spends the second lowest amount at 6.7%. Canada spends 9.1% on food, while Australia spends 9.8%.

These countries spend the least on food

Percent of consumer expenditure spent on food that was consumed at home, by selected countries, 2015



Source: ERS, USDA calculations based on data from Euromonitor International


Countries that spend the most

Nigeria spends over half of household income on food, and there are nine other countries that spend over 40% on food.

Four of them are in Africa: Nigeria 56.4%; Kenya 46.7%; Cameroon 45.6%; and Algeria 42.5%. Four are in Asia: Kazakhstan 43.0%; Philippines 41.9%; Pakistan 40.9%; and Azerbaijan 40.1%. Guatemala is the only South American country to appear in the list and spends 40.6% of its household income on food.

These countries spend the most on food

Percent of consumer expenditure spent on food that was consumed at home, by selected countries, 2015



Source: ERS, USDA calculations based on data from Euromonitor International

Image: World Economic Forum

The figures do not mean that food is more expensive in Nigeria than in the US. In fact, quite the reverse. The average American spends \$2,392 per year on food, the average Nigerian half that: \$1,132. The average Kenyan spends just \$543 a year on food.

However, there can be wide disparities within a country.

Over the past 25 years, [the poorest 20% of households in the US spent](#) between 28.8% and 42.6% on food, compared with 6.5% to 9.2% spent by the wealthiest 20% of households.

Americans spend the smallest portion of household income on food How much is ...



Written by

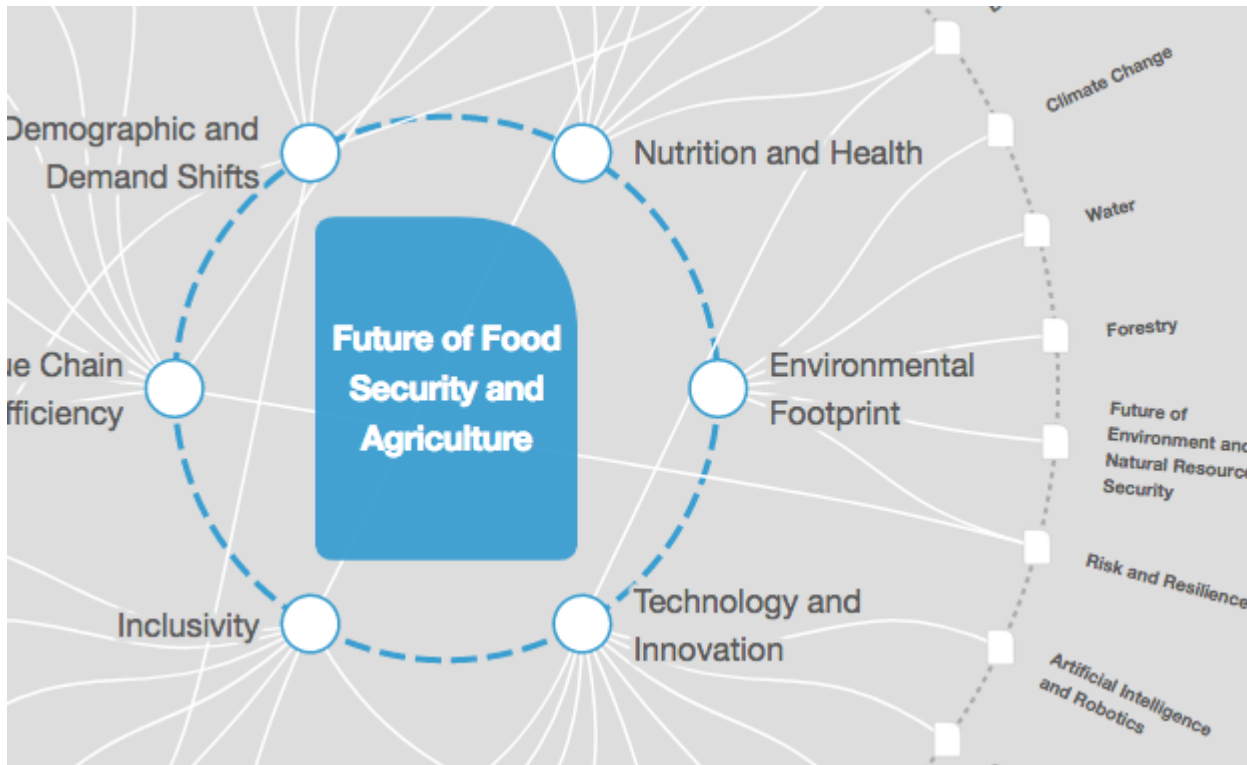
[Alex Gray](#), Formative Content

The views expressed in this article are those of the author alone and not the World Economic Forum.

Explore context



Food Security and Agriculture



Explore the latest strategic trends, research and analysis



Subscribe for updates

A weekly update of what's on the Global Agenda

Email	Subscribe
-------	-----------